

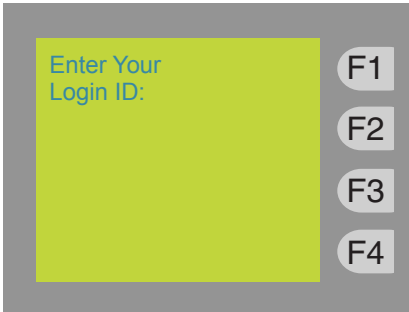


PROCESSING RETURNS

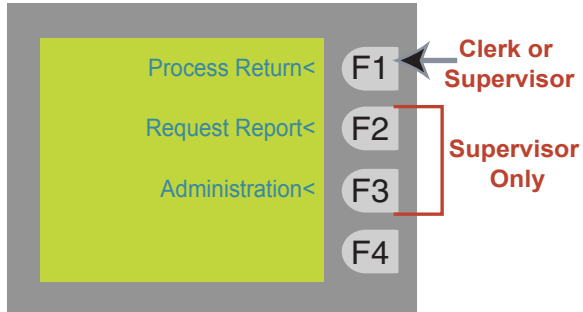
Key Commands:

The **CLEAR** Key clears a transaction and returns you to Login.
The **BACKSPACE** Key deletes the last number or letter typed.
The **ALPHA** Key changes the last number typed to a character.
The **ENTER** Key completes the most recent command.


1. Type your assigned Login ID and press Enter.



2. Press F1 - Process Return.



3. Select an F-Key based on the customer's state and DL (driver's license) or ID (identification) type. If unsure of the license or ID type, refer to *Using Your Verify-1™* in your user manual.



Select an F-Key based on the customer's license or ID.



Turn Card Over to Proceed. →

